


Some good rules for everybody's comfort and safety

- Never play or stand on the guideway.
- Stay behind the yellow line on the station platform.
- Don't play around on the platform or in the car.
- Please don't block car doors... you'll delay the train's departure.
- Hold on to handrails or poles when riding SkyTrain. In an emergency, the train could stop very quickly.
- Remember... the alarms are for emergencies *only!*
- Please don't eat or drink anything while you're aboard.
- Remember to give your seat to elderly or handicapped persons.

Follow these rules, and SkyTrain can be a fun way to get where you're going quickly and safely.



Hon. Grace M. McCarthy
Minister Responsible



Easy riding

There are lots of seats in each car, as well as a special place for a wheelchair.


Once you find a seat, remember to hold on to the handrail. If the train is crowded and you have to stand, hold on to a pole. The train could stop very quickly at any time, because of an emergency.

Each station is announced as the train approaches it. To open the doors when the train has stopped, push the button on the pole near the door.

Things you can do if something goes wrong

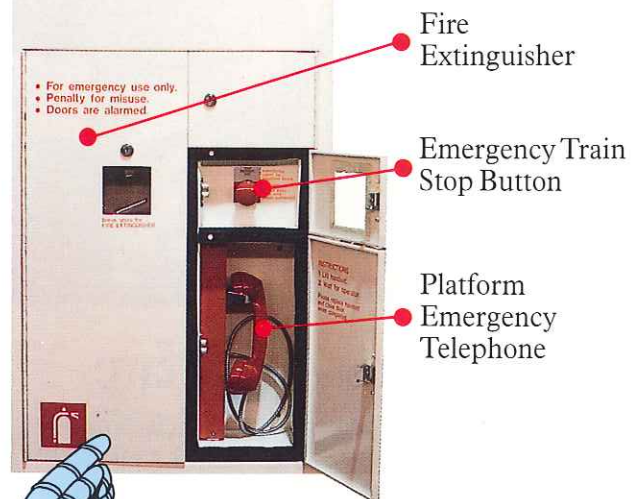
Attendants have walkie-talkies to stay in touch with the centre that controls the trains. If there is an emergency, they'll call the Control Centre for police, the fire department, or an ambulance.

If you are lost or need to report an accident or some other emergency—look for an attendant.




If you can't find an attendant right away—use the red *Emergency Telephone* to call for help. It's inside the *Emergency Cabinet* on the station platform.

Emergency Cabinet





There are also two Emergency Telephones in each car on the train.




If there is an emergency in your car, and you can't see an attendant—push the red button on the intercom and tell the Control Centre what's happening.

Up, Up and away on SkyTrain



SkyTrain is the fast, new way to get around town. It rides on a special guideway, both above the city and underground—so it never gets stuck in a traffic jam. SkyTrain connects with buses and the SeaBus—so, when you take a trip across town, you might ride a bus, a train and a boat all on the same day!



It's easy to pay your fare

When you enter a station, you'll see a ticket machine. If you have a bus transfer or a FareCard, you don't need to pay again. Remember though... you must pay more for some trips during rush hours on school days. The machine will tell you how much to pay. Be sure to hold onto your transfer or ticket and if you have a GoCard, bring it with you. An attendant may ask to see proof that you've paid the correct fare.

Stations

The SkyTrain line has 15 stations. They are arranged like this map. All 15 stations connect to regular bus service. The Waterfront Station also connects to the SeaBus terminal so that you can transfer to or from North Vancouver.




The SkyTrain route



Catching the SkyTrain

When you reach the platform level, always stay behind the yellow line until the train has come to a complete stop. SkyTrain is very fast as well as quiet, so it's dangerous to go close to the edge. When the train comes in, check the sign above the platform to make sure it's going where you want to go.



...and stay safe

Because SkyTrain stations are so busy, you'll want to follow these safety rules:

- SkyTrain's tracks—called *the guideway*—are made for trains, not for people. *Never play or stand on the guideway!* Because the trains are so fast and quiet, you might not even hear them coming, and if you are on the guideway you could be run over.
- Power rails are another very good reason for staying off the guideway. They run along the track to supply electricity to the trains, so *power rails can be as dangerous as the hydro lines that supply electricity to your house.*
- Remember to stand behind the yellow line. If you are on the wrong side of it, people might bump you over the edge of the platform and onto the guideway.

Easy boarding

To board the train, wait until it comes to a complete stop and remember to let people off before you get on. If you need to open the door because no one is getting out at your station, push the button in the middle of the door.

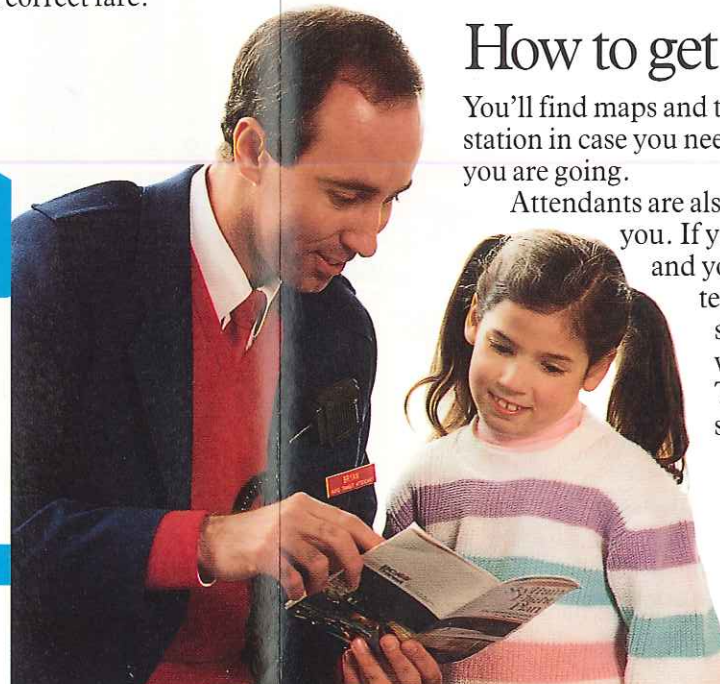
The doors work just like an elevator. To make sure you're safe, the train can't move until all the doors are shut. So, please board as quickly as you can—blocking the door will delay the train's departure.



How to get help...

You'll find maps and timetables at every station in case you need to check on where you are going.

Attendants are also available to help you. If you need information and you can't find an attendant—don't ask a stranger. Use the white Information Telephone at the station entrance.



Ask an attendant.